

2154829-2 ✓ ACTIVE

LUMAWISE | Inverted Thru-Board


TE Internal #: 2154829-2

PCB Mount Header, Vertical, Wire-to-Board, 3 Position, 3.96 mm [.156 in] Centerline, Tin, Surface Mount, Power, Natural, Inverted Thru-Board

[View on TE.com >](#)



Connectors > PCB Connectors > PCB Headers & Receptacles



Connector System: **Wire-to-Board**

Number of Positions: **3**

Number of Rows: **1**

Centerline (Pitch): **3.96 mm [.156 in]**

PCB Mount Orientation: **Vertical**

## Features

### Product Type Features

Connector System	Wire-to-Board
Sealable	No
Connector & Contact Terminates To	Printed Circuit Board
PCB Connector Assembly Type	PCB Mount Header

### Configuration Features

Number of Positions	3
Number of Rows	1
PCB Mount Orientation	Vertical

### Electrical Characteristics

Operating Voltage	600 VAC
-------------------	---------

### Body Features

Primary Product Color	Natural
-----------------------	---------

### Contact Features

--	--



Contact Layout	Inline
Mating Square Post Dimension	1.14 mm[.045 in]
Contact Fabrication	Stamped & Formed
Contact Shape & Form	Square
Contact Mating Area Plating Material Finish	Matte
Contact Underplating Material	Nickel
PCB Contact Termination Area Plating Material	Tin
Contact Base Material	Copper Alloy
Contact Mating Area Plating Material	Tin
Contact Type	Tab
Contact Current Rating (Max)	7 A

#### Termination Features

Square Termination Post & Tail Dimension	1.14 mm[.045 in]
Termination Method to Printed Circuit Board	Surface Mount

#### Mechanical Attachment

Mating Alignment Type	Polarization
Mating Retention	With
Mating Retention Type	Polarized Lock
Connector Mounting Type	Board Mount
Mating Alignment	With
PCB Mount Alignment	Without
PCB Mount Retention	With

#### Housing Features

Mating Entry Location	Bottom
Housing Material	LCP (Liquid Crystal Polymer)
Centerline (Pitch)	3.96 mm[.156 in]

#### Dimensions

Connector Length	21.34 mm[.84 in]
Connector Height	15.3 mm[.602 in]
Connector Width	8.4 mm[.331 in]

#### Usage Conditions

Operating Temperature Range	-30 – 105 °C[-22 – 221 °F]
-----------------------------	----------------------------



### Operation/Application

Circuit Application	Power
---------------------	-------

### Industry Standards

Agency/Standard	UL
Approved Standards	UL 1977
UL Flammability Rating	UL 94V-0

### Packaging Features

Packaging Quantity	300
Packaging Type	Tape & Reel

### Product Compliance


[For compliance documentation, visit the product page on TE.com>](#)

EU RoHS Directive 2011/65/EU	Compliant
EU ELV Directive 2000/53/EC	Compliant
China RoHS 2 Directive MIIT Order No 32, 2016	No Restricted Materials Above Threshold
EU REACH Regulation (EC) No. 1907/2006	Current ECHA Candidate List: JUNE 2022 (224) Candidate List Declared Against: JUNE 2022 (224) Does not contain REACH SVHC
Halogen Content	Low Halogen - Br, Cl, F, I < 900 ppm per homogenous material. Also BFR/CFR/PVC Free
Solder Process Capability	Reflow solder capable to 260°C



#### Product Compliance Disclaimer

This information is provided based on reasonable inquiry of our suppliers and represents our current actual knowledge based on the information they provided. This information is subject to change. The part numbers that TE has identified as EU RoHS compliant have a maximum concentration of 0.1% by weight in homogenous materials for lead, hexavalent chromium, mercury, PBB, PBDE, DBP, BBP, DEHP, DIBP, and 0.01% for cadmium, or qualify for an exemption to these limits as defined in the Annexes of Directive 2011/65/EU (RoHS2). Finished electrical and electronic equipment products will be CE marked as required by Directive 2011/65/EU. Components may not be CE marked. Additionally, the part numbers that TE has identified as EU ELV compliant have a maximum concentration of 0.1% by weight in homogenous materials for lead, hexavalent chromium, and mercury, and 0.01% for cadmium, or qualify for an exemption to these limits as defined in the Annexes of Directive 2000/53/EC (ELV). Regarding the REACH Regulation, the information TE provides on SVHC in articles for this part number is based on the latest European Chemicals Agency (ECHA) 'Guidance on requirements for substances in articles' posted at this URL: <https://echa.europa.eu/guidance-documents/guidance-on-reach>

### Compatible Parts



## Also in the Series | Inverted Thru-Board



## Documents

### Product Drawings

#### High Power Inverted Thru Board Con 3 Pos

English

### CAD Files

#### 3D PDF

3D

#### Customer View Model

[ENG\\_CVM\\_CVM\\_2154829-2\\_A\\_c-2154829-2-a.2d\\_dxf.zip](#)

English

#### Customer View Model

[ENG\\_CVM\\_CVM\\_2154829-2\\_A\\_c-2154829-2-a.3d\\_igs.zip](#)

English

#### Customer View Model

[ENG\\_CVM\\_CVM\\_2154829-2\\_A\\_c-2154829-2-a.3d\\_stp.zip](#)

English

By downloading the CAD file I accept and agree to the [Terms and Conditions](#) of use.

### Datasheets & Catalog Pages

#### Inverted Thru Board Interconnects

#### Inverted Thru Board Interconnects

English

[5-17737700-9\\_HPInverted\\_brochure](#)

English



**Product Specifications**

**Application Specification**

English

---

**Agency Approvals**

**UL Report**

English